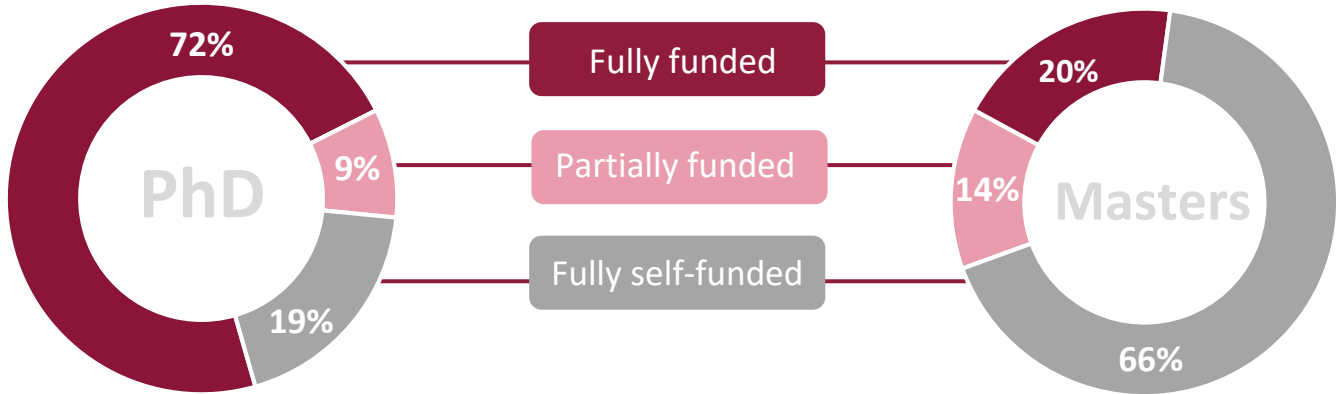


Postgraduate Funding 2018/19*

Funding per % of applicants by type of course:



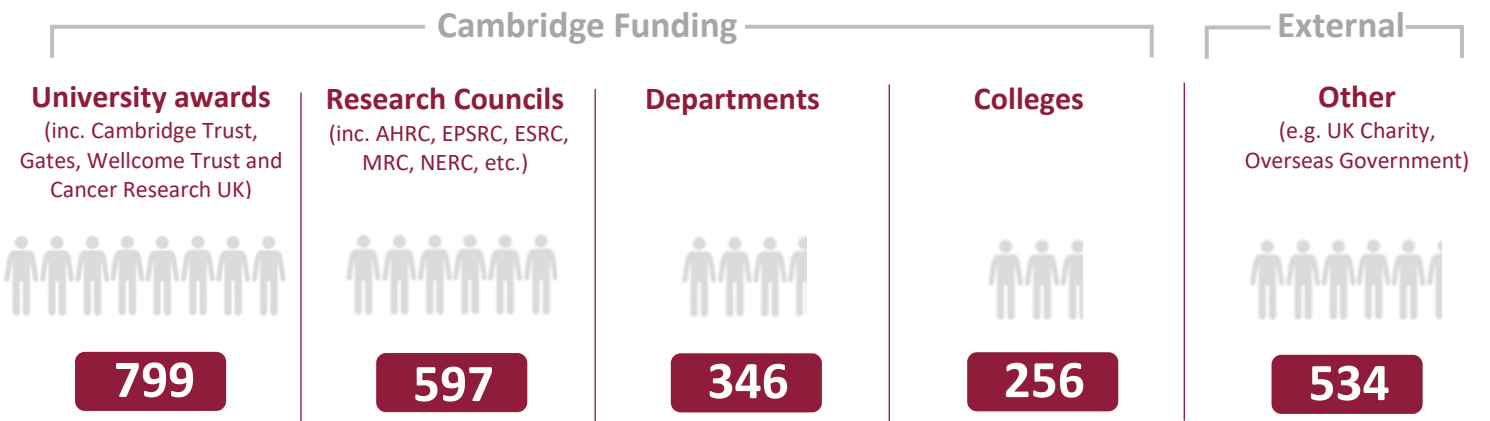
Fully funded applicants could be fully funded by one award only, or by multiple awards to completely cover the liability of their tuition fees and maintenance costs.

2532
awards given
in total.

1360
applicants fully
funded by a
single award.

84% of applicants
recorded as fully funded
had a full scholarship as
a single award, 16%
were made up by
multiple awards.

Total number of funding awards given, by source:



The data in these infographics is based on students' self-declaration of funding as part of the admissions process.
*Funding statistics relate to students starting a new graduate course in 2018/19 only, and not to all graduates on a course at that time.

Postgraduate Funding 2018/19 cntd.*

Funding by School (break-down):

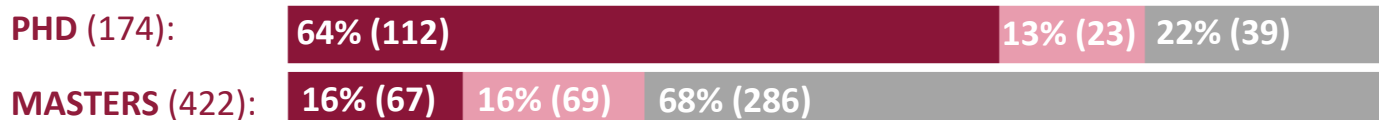
FULL FUNDING

PARTIAL FUNDING

NO FUNDING

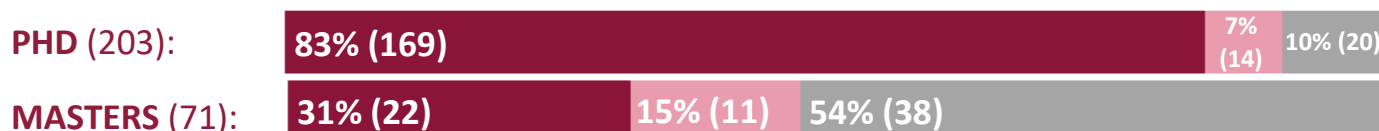
ARTS AND HUMANITIES

46% students fully or partially-funded (273/596)



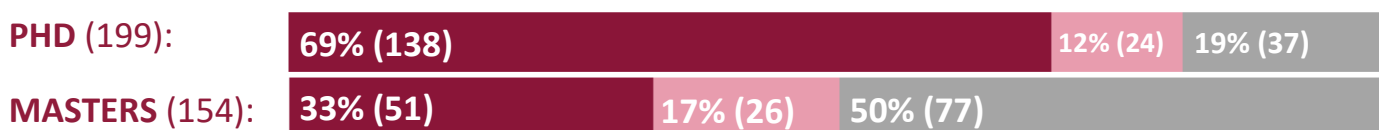
BIOLOGICAL SCIENCES

79% students fully or partially-funded (216/274)



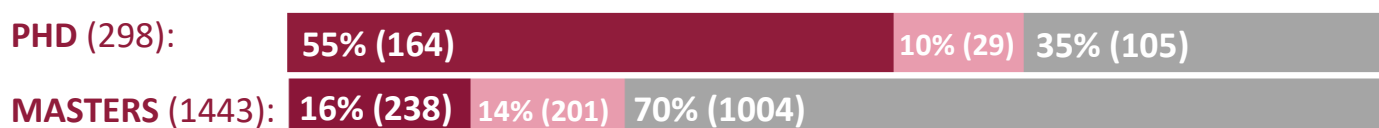
CLINICAL MEDICINE

68% students fully or partially-funded (239/353)



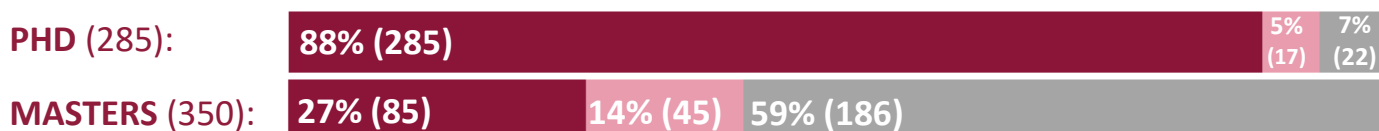
HUMANITIES AND SOCIAL SCIENCES

36% students fully or partially-funded (632/1741)



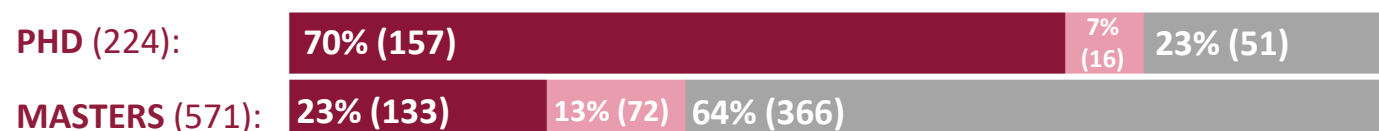
PHYSICAL SCIENCES

68% students fully or partially-funded (432/640)



TECHNOLOGY

48% students fully or partially-funded (378/795)



The data in these infographics is based on students' self-declaration of funding as part of the admissions process.

*Funding statistics relate to students starting a new graduate course in 2018/19 only, and not to all graduates on a course at that time.