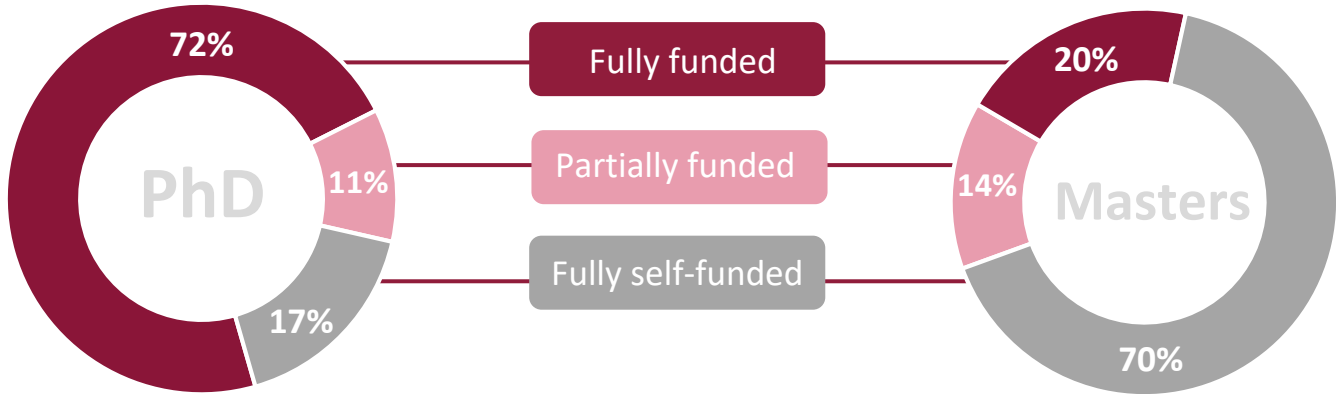


Postgraduate Funding 2017/18*

Funding per % of applicants by type of course:



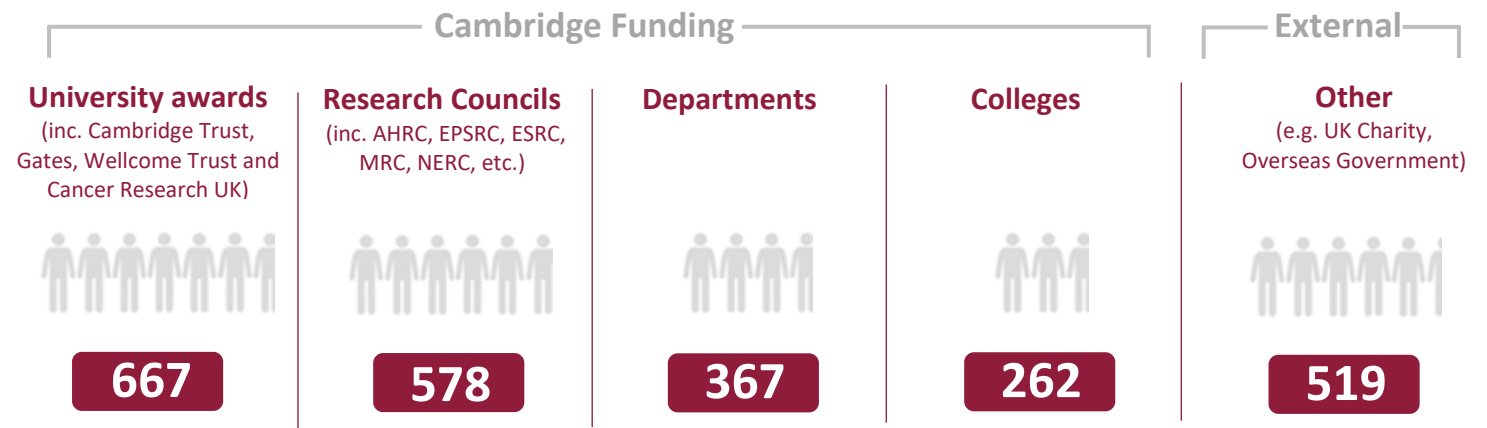
Fully funded applicants could be fully funded by one award only, or by multiple awards to completely cover the liability of their tuition fees and maintenance costs.

2393
awards given
in total.

1336
applicants fully
funded by a
single award.

86% of applicants
recorded as fully funded
had a full scholarship as
a single award, 14%
were made up by
multiple awards.

Total number of funding awards given, by source:



The data in these infographics is based on students' self-declaration of funding as part of the admissions process. *Funding statistics relate to students starting a new graduate course in 2017/18 only, and not to all graduates on a course at that time.

Postgraduate Funding 2017/18 cntd.*

Funding by School (break-down):

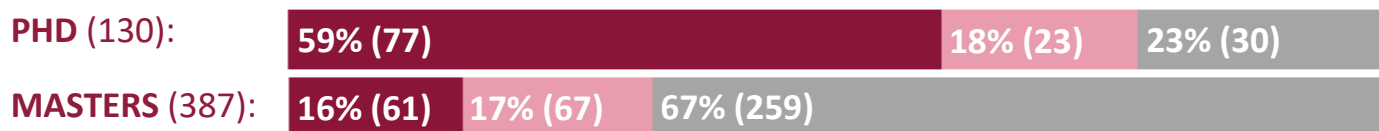
FULL FUNDING

PARTIAL FUNDING

NO FUNDING

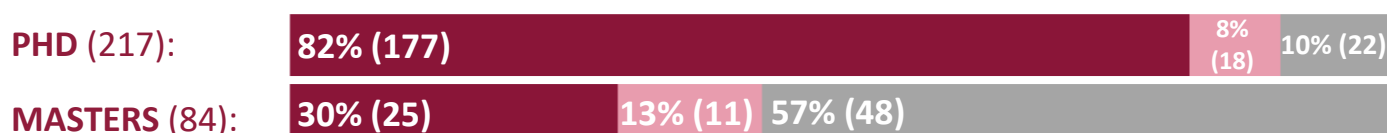
ARTS AND HUMANITIES

44% students fully or partially-funded (228/518)



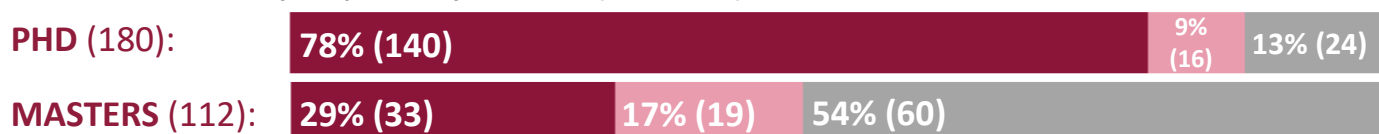
BIOLOGICAL SCIENCES

77% students fully or partially-funded (231/301)



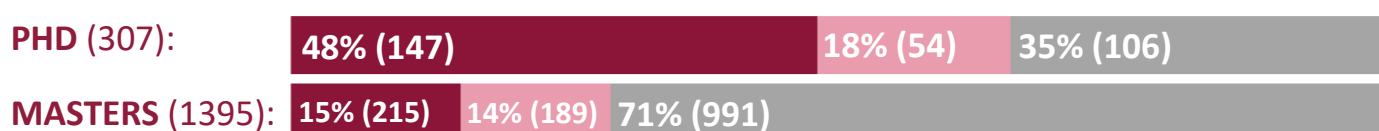
CLINICAL MEDICINE

71% students fully or partially-funded (208/292)



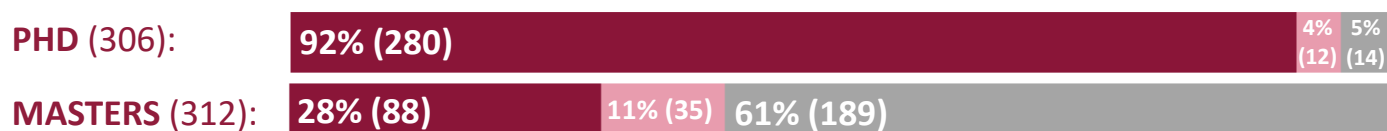
HUMANITIES AND SOCIAL SCIENCES

35% students fully or partially-funded (606/1722)



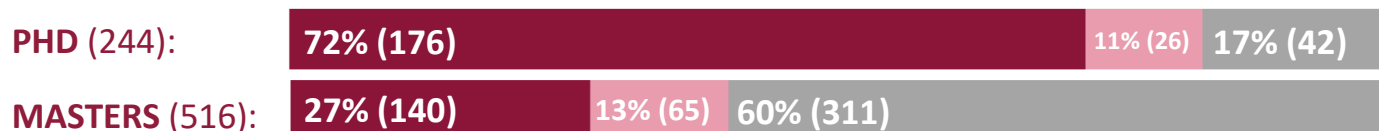
PHYSICAL SCIENCES

67% students fully or partially-funded (415/618)



TECHNOLOGY

54% students fully or partially-funded (407/760)



The data in these infographics is based on students' self-declaration of funding as part of the admissions process.

*Funding statistics relate to students starting a new graduate course in 2017/18 only, and not to all graduates on a course at that time.