

Headline postgraduate funding data 2023/24

4339 students have confirmed their offer of admission and will begin their course

2031 total funding awards offered*

30% (1289) of all students were fully funded

66% of PhD students fully funded

14% of Masters students fully funded

59% (2565) of all students self funded their studies**

Over **£100m** total in Cambridge awards***

*This includes both external and Cambridge Funding awards

**Loans from the UK Student Loans Company are also categorized as a method of self-funding

***Funding for PhD is assumed to be for 3-4 years, awards have been multiplied

Postgraduate Funding infographic 2023/24

Funding data relates to students starting a new course in 2023/24, and not to all students on a course at that time. Data is accurate as of June 2024.

Key points of note

This infographic uses **applicant-declared** information entered by the Postgraduate admissions office at the time of admission, through the **applicant portal**.

This infographic categorises non-doctoral and Doctoral study based on the information in the **course directory**. References to Masters' study in this infographic includes **all** non-doctoral courses for ease of understanding.

This infographic **only** contains data relating to course administered by the Postgraduate Admissions Office. ICE, JBS and UG courses are **not** included. Admissions data is accurate as of **June 2024**. Figures may be different for data past this date.


Applicants can view funds offered by the collegiate University of Cambridge on the **Postgraduate Funding Search**.

For 23/24, **473** funds were visible in the funding search, most without needing an additional application. **If you are an applicant**, your department will review your application before it goes to the funding bodies.

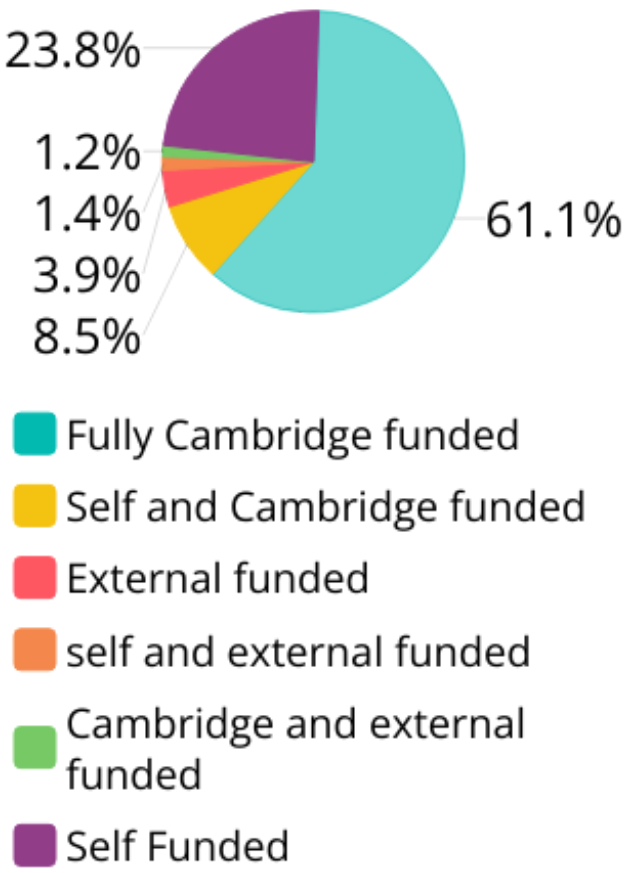


Doctoral and Masters funding

Doctoral



1329 confirmed students

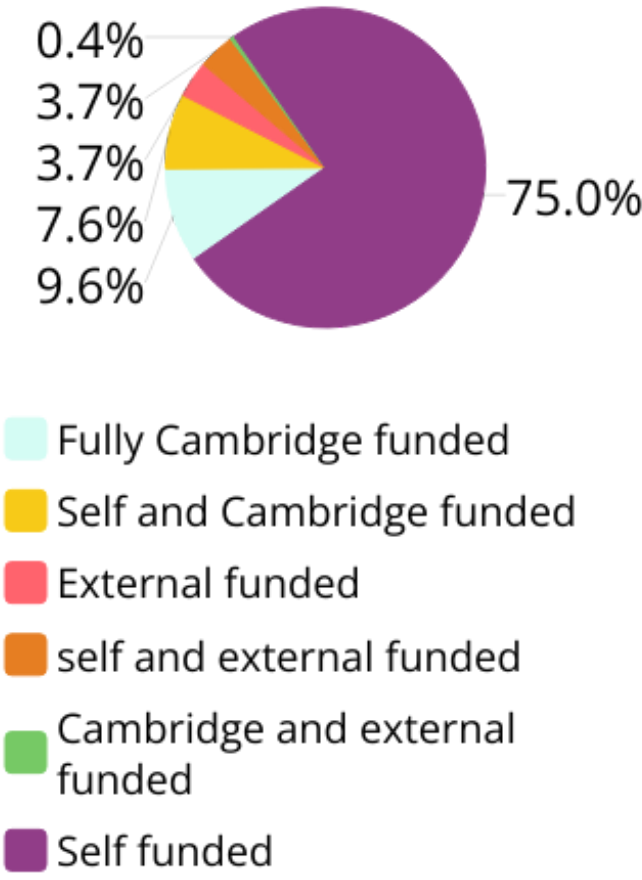


- 61.1% fully funded by one or multiple Cambridge awards
- 8.5% combined self funding and Cambridge awards
- 3.9% funded externally
- 1.4% combined self and external funding
- 1.2% Combined Cambridge and external
- 23.8% are self funded

Masters



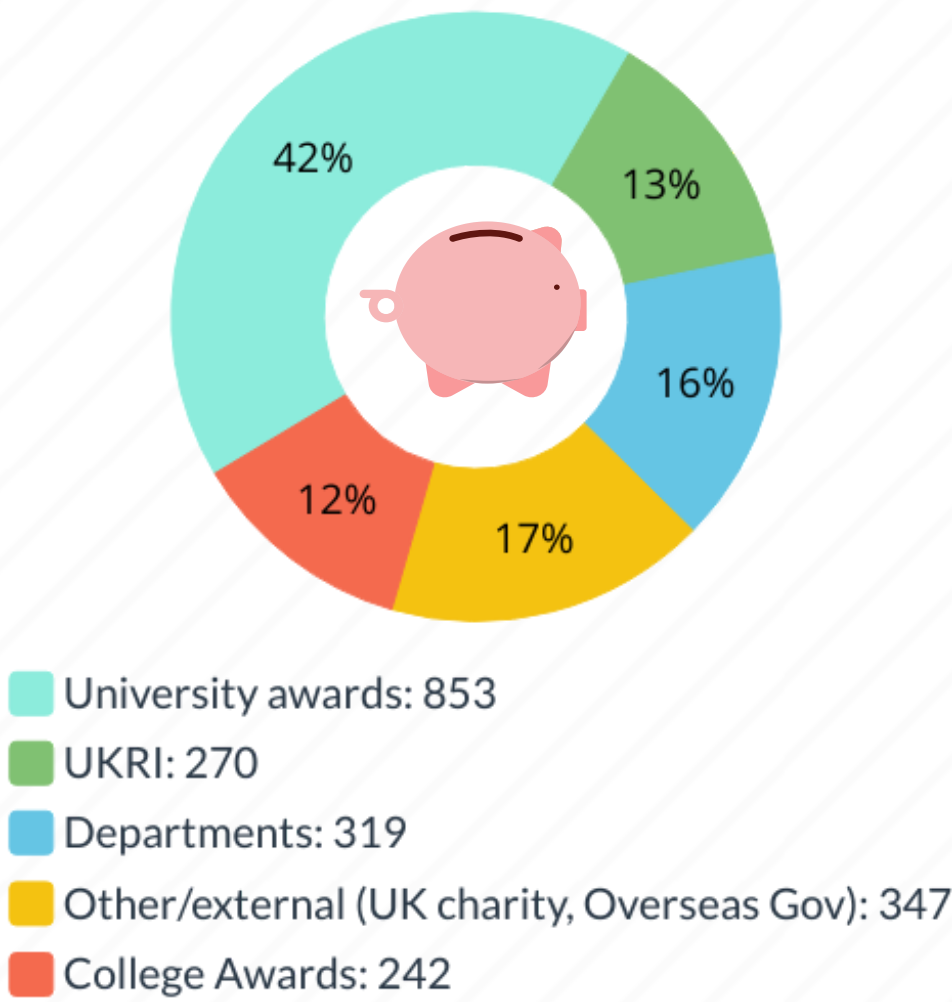
3010 confirmed students



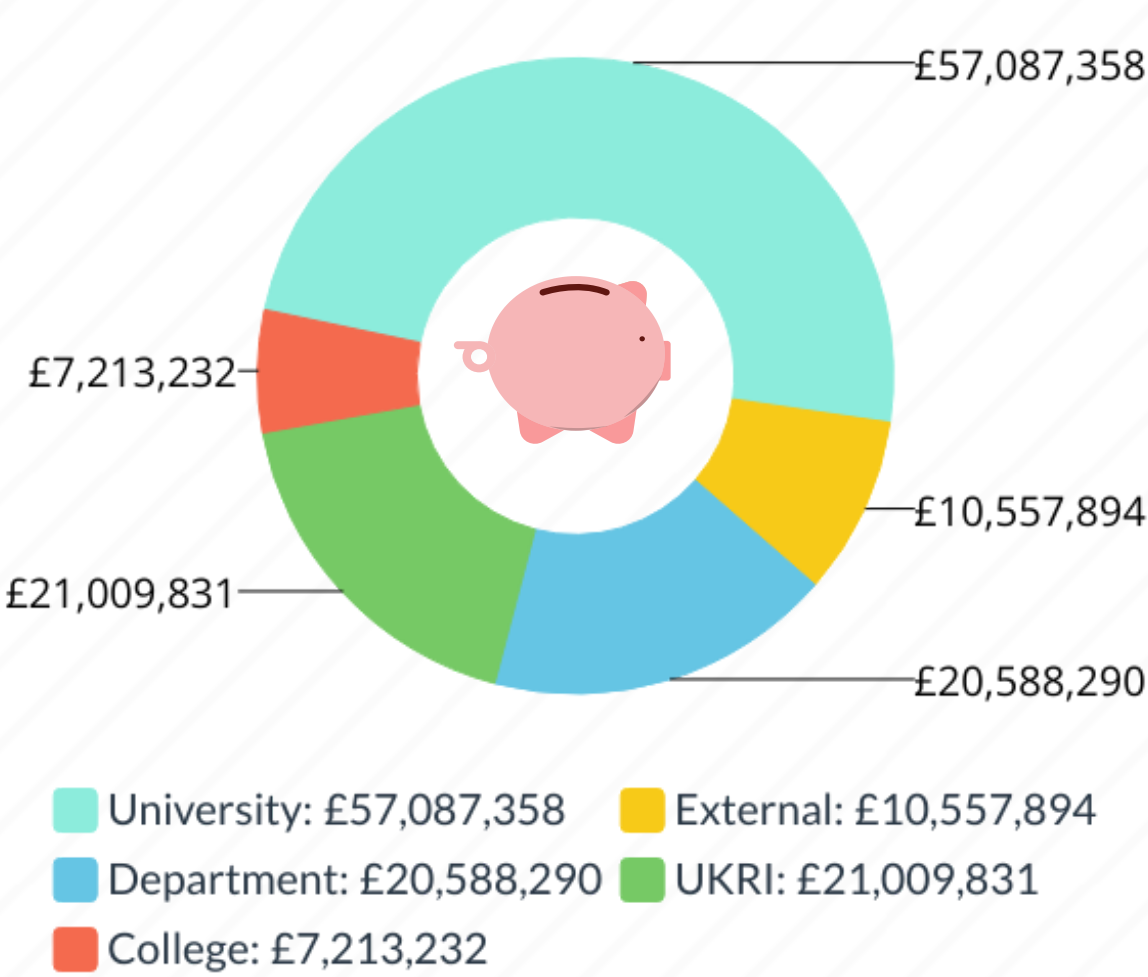
- 9.6% fully funded by one or multiple Cambridge awards
- 7.6% combined self funding and Cambridge awards
- 3.7% funded externally
- 3.7% combined self and external funding
- <1% Combined Cambridge and external
- 75% are self funded

Funding awards by source

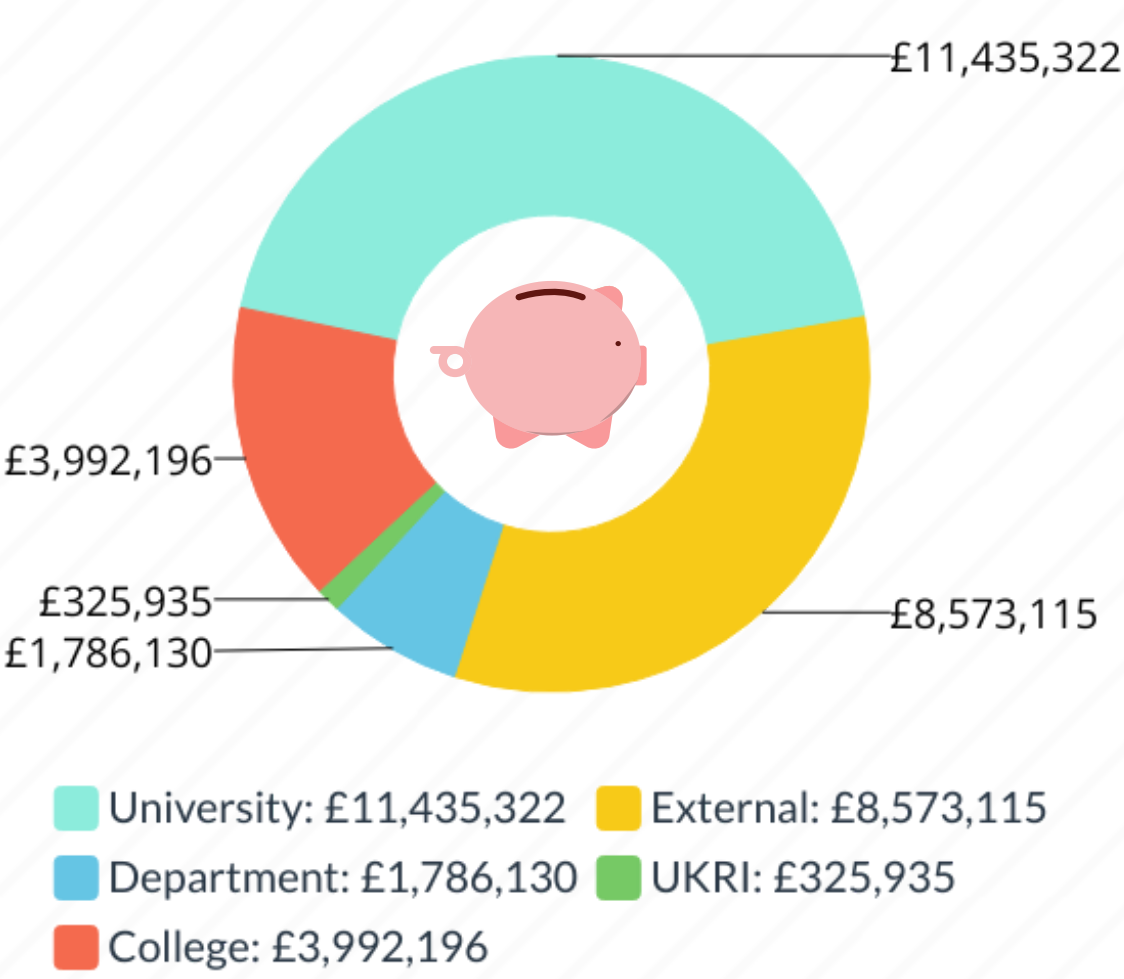
Total awards given (2031)*



Total Doctoral award value in £**



Total Masters award value in £



*Students may receive more than one award
 **This counts the three years of funding associated with PhD course length. Some doctoral courses will be 3.5-4 years

Funding status by School: Doctoral Students*

Arts and Humanities

65%

received full or partial funding for their study*



181 total students

35%

Self financed their study

Biological Sciences

86%

received full or partial funding for their study



226 total students

14%

Self financed their study

Clinical Medicine

83%

received full or partial funding for their study



181 total students

17%

Self financed their study

Humanities and Social Sciences

58%

received full or partial funding for their study



238 total students

42%

Self financed their study

Physical Sciences

88%

received full or partial funding for their study



285 total students

12%

Self financed their study

Technology

78%

received full or partial funding for their study



218 total students

22%

Self financed their study

*This category includes external funding awarded to applicants

Funding status by School: Master's Students*

Arts and Humanities

32%

received full
or partial
funding for
their study



463 total students

68%

Self financed
their study

Biological Sciences

32%

received full
or partial
funding for
their study



164 total students

68%

Self financed
their study

Clinical Medicine

39%

received full
or partial
funding for
their study



158 total students

61%

Self financed
their study

Humanities and Social Sciences

21%

received full
or partial
funding for
their study



1389 total students

79%

Self financed
their study

Physical Sciences

27%

received full
or partial
funding for
their study



429 total students

73%

Self financed
their study

Technology

23%

received full
or partial
funding for
their study



407 total students

77%

Self financed
their study

*This category includes external funding awarded to applicants