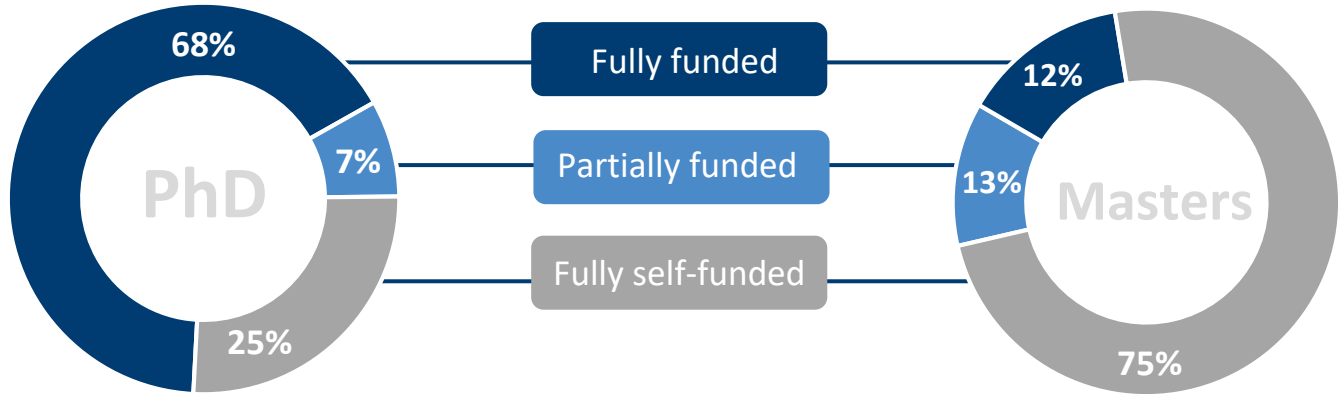


Postgraduate Funding 2021/22*

Funding per % of applicants by type of course:



Fully funded applicants could be fully funded by one award only, or by multiple awards to completely cover the liability of their tuition fees and maintenance costs.

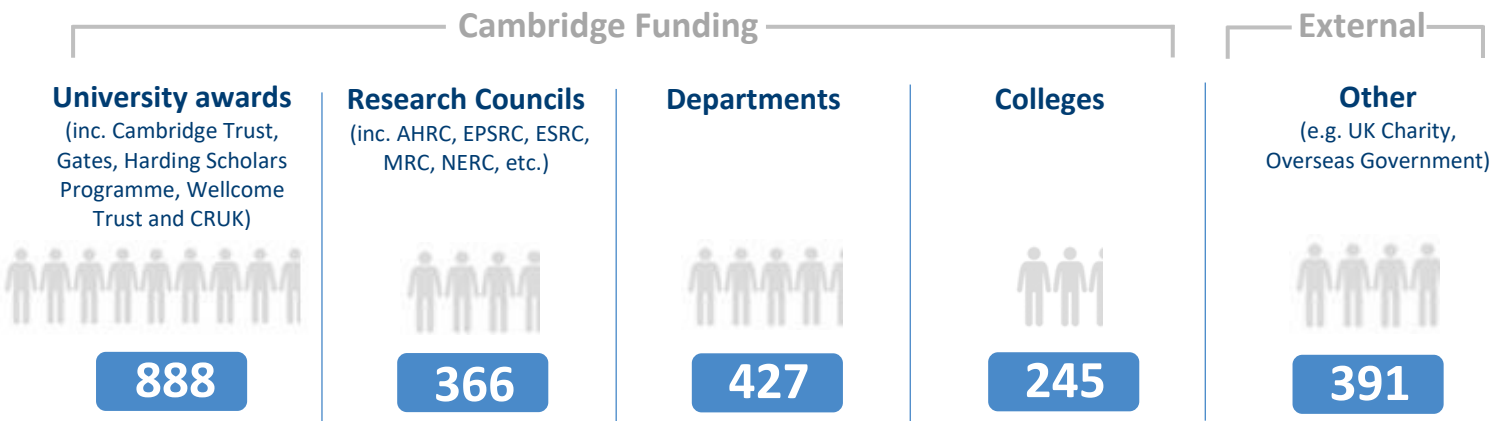
PhD category contains doctoral, doctoral 1+3 and MRes courses.

2317
awards given in total.

940
applicants fully funded by a single award.

75% of applicants recorded as fully funded had a full scholarship as a single award, 25% were made up by multiple awards.

Total number of funding awards given, by source:



The data in these infographics is based on students' self-declaration of funding as part of the admissions process. *Funding statistics relate to students starting a new graduate course in 2021/22 only, and not to all graduates on a course at that time.

Postgraduate Funding 2021/22 cntd.*

Funding by School (break-down):

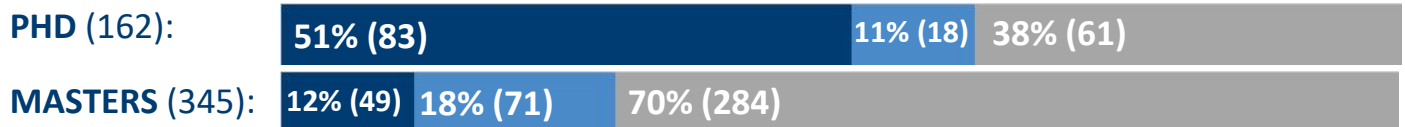
FULL FUNDING

PARTIAL FUNDING

NO FUNDING

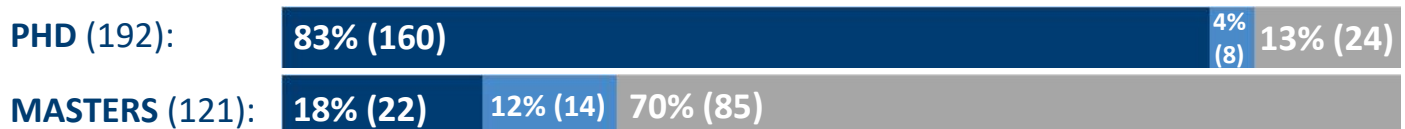
ARTS AND HUMANITIES

39% students fully or partially-funded (221/566)



BIOLOGICAL SCIENCES

65% students fully or partially-funded (204/313)



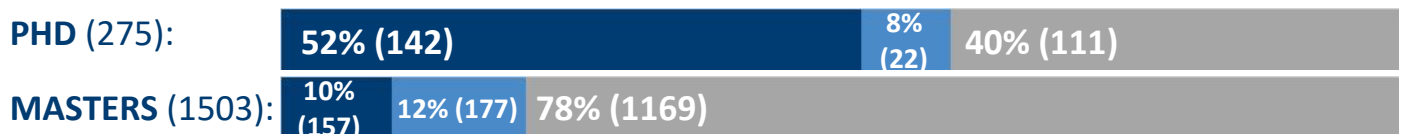
CLINICAL MEDICINE

64% students fully or partially-funded (172/267)



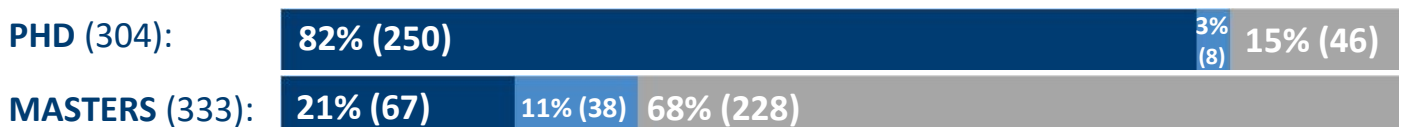
HUMANITIES AND SOCIAL SCIENCES

28% students fully or partially-funded (498/1778)



PHYSICAL SCIENCES

57% students fully or partially-funded (363/637)



TECHNOLOGY

41% students fully or partially-funded (251/613)



The data in these infographics is based on students' self-declaration of funding as part of the admissions process.

*Funding statistics relate to students starting a new graduate course in 2021/22 only, and not to all graduates on a course at that time.