

Headline postgraduate funding data 2024/25

4363 students have confirmed their offer of admission and will begin their course

2151 total funding awards offered*

29% of all students were fully funded

64% of PhD students fully funded

14% of Masters students fully funded

62% (3049) of all students self funded their studies**

Over **£100m** total in Cambridge awards***

*This includes both external and Cambridge Funding awards

**Loans from the UK Student Loans Company are also categorized as a method of self-funding

***Funding for PhD is assumed to be for 3-4 years, awards have been multiplied

Postgraduate Funding infographic 2024/25

Funding data relates to students starting a new course in 2024/5, and not to all students on a course at that time. Data is accurate as of June 2025.

Key points of note

This infographic uses **applicant-declared** information entered by the Postgraduate admissions office at the time of admission, through the **applicant portal**.

This infographic categorises non-doctoral and Doctoral study based on the information in the **course directory**. References to Masters' study in this infographic includes **all** non-doctoral courses for ease of understanding.

This infographic **only** contains data relating to course administered by the Postgraduate Admissions Office. ICE, JBS and UG courses are **not** included. Admissions data is accurate as of **June 2025**. Figures may be different for data past this date.

Applicants can view funds offered by the collegiate University of Cambridge on the **Postgraduate Funding Search**.

For 24/25, **483** funds were visible in the funding search, most without needing an additional application. **If you are an applicant**, your department will review your application before it goes to the funding bodies.

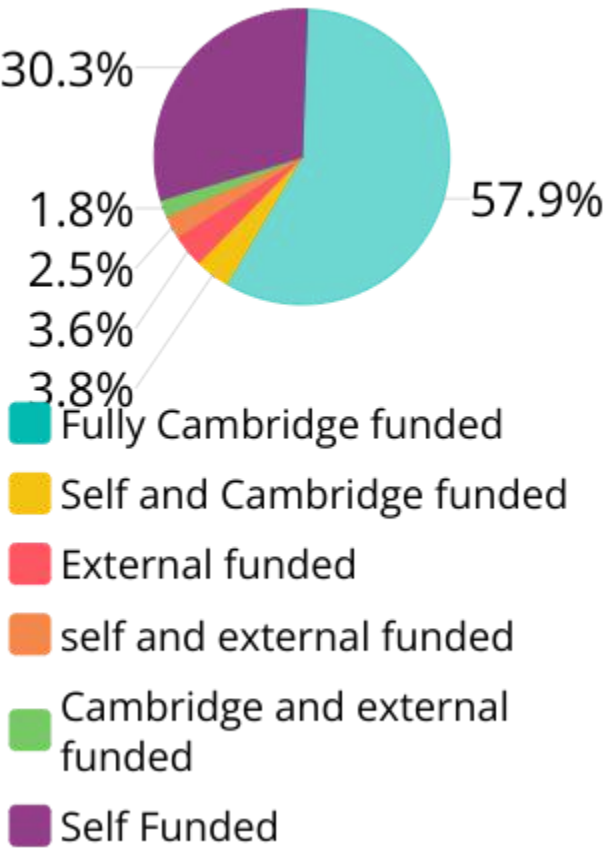


Doctoral and Masters funding

Doctoral



1300 confirmed students

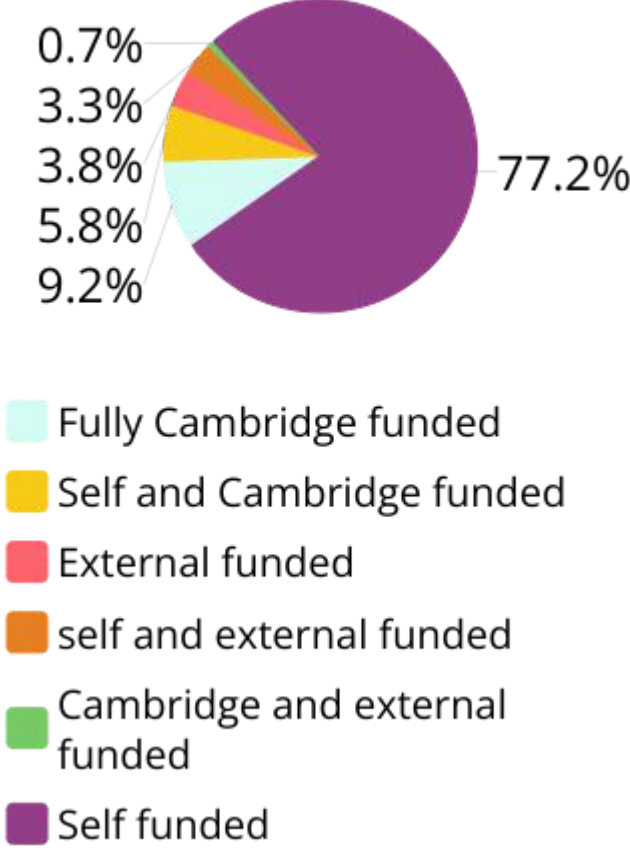


- 57.9% fully funded by one or multiple Cambridge awards
- 3.8% combined self funding and Cambridge awards
- 3.6% funded externally
- 2.5% combined self and external funding
- 1.8% Combined Cambridge and external
- 30.3% are self funded

Masters



3063 confirmed students



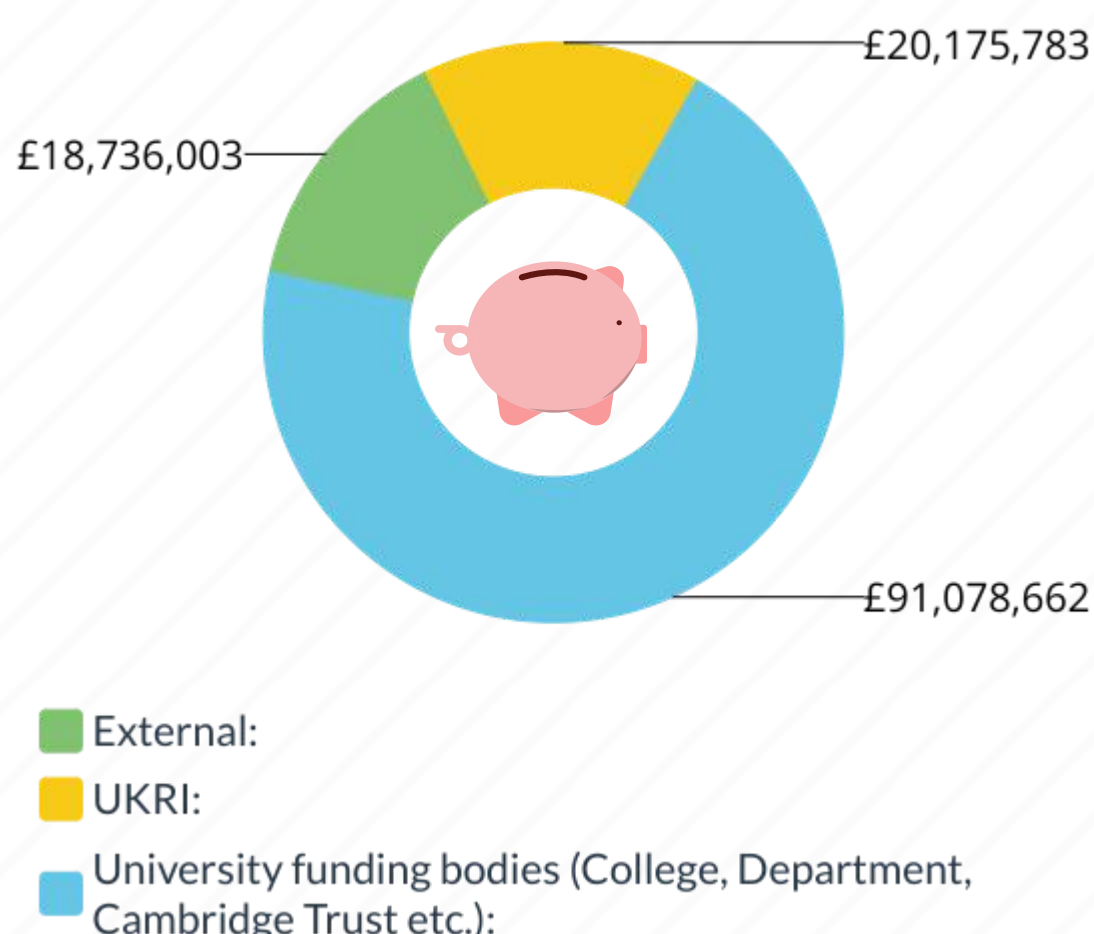
- 9.2% fully funded by one or multiple Cambridge awards
- 5.8% combined self funding and Cambridge awards
- 3.3% funded externally
- 3.7% combined self and external funding
- <1% Combined Cambridge and external
- 77.2% are self funded

Funding awards by source

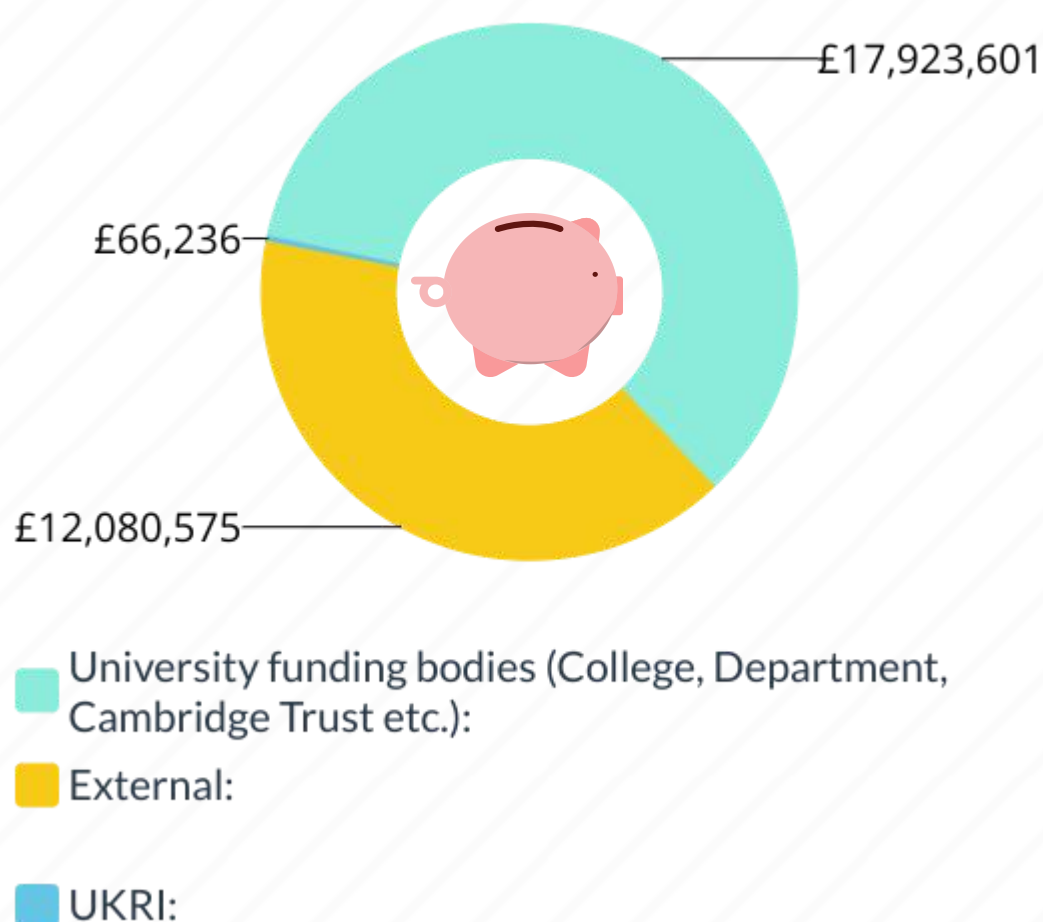
Total awards given

- For the 2024/25 year, 2151 funding awards were offered*
- 903 funds were awarded to Masters students
- 1199 funds were awarded to doctoral students
- 49 funds were offered to MRes + PhD students

Total Doctoral award value in £**



Total Masters award value in £



*This figure includes external awards. Students may also receive more than one award

**This counts the three years of funding associated with PhD course length. Some doctoral courses will be 3.5-4 years

Funding status by School: Doctoral Students*

Arts and Humanities

64%

received full or partial funding for their study*



152 total students

36%

Self financed their study

Biological Sciences

86%

received full or partial funding for their study



212 total students

14%

Self financed their study

Clinical Medicine

73%

received full or partial funding for their study



201 total students

27%

Self financed their study

Humanities and Social Sciences

54%

received full or partial funding for their study



253 total students

46%

Self financed their study

Physical Sciences

88%

received full or partial funding for their study



270 total students

12%

Self financed their study

Technology

73%

received full or partial funding for their study



211 total students

27%

Self financed their study

*This category includes external funding awarded to applicants

Funding status by School: Master's Students*

Arts and Humanities

29%

received full
or partial
funding for
their study



480 total students

71%

Self financed
their study

Biological Sciences

32%

received full
or partial
funding for
their study



168 total students

68%

Self financed
their study

Clinical Medicine

31%

received full
or partial
funding for
their study



184 total students

69%

Self financed
their study

Humanities and Social Sciences

21%

received full
or partial
funding for
their study



1363 total students

79%

Self financed
their study

Physical Sciences

25%

received full
or partial
funding for
their study



451 total students

75%

Self financed
their study

Technology

25%

received full
or partial
funding for
their study



407 total students

75%

Self financed
their study

*This category includes external funding awarded to applicants